


END OF THE MONTH CRIME SUMMARY REPORT



APRIL 2020

**KEVIN EUGLING
CHIEF OF POLICE**



April 2020 Monthly Report



"Keep Calm and Carry On"
Sir Winston Churchill

OPERATIONS SUMMARY

- During the month of April 2020, Members of the Broadview Police Department responded to 841 calls as compared to 1,325 calls in March 2020.
- 35 cases were assigned to the Detective Bureau; 15 cases were cleared/closed with 1 arrests being made resulting in a 42.86% solvability for the month. 17 previously assigned cases were also cleared/closed with no arrest being made.
- 139 total cases for the year have been assigned to the Detective Bureau; 102 were cleared /closed with 14 arrests being made resulting in a 73.38% solvability for the year.

Noteworthy Events:

Participated in the funeral services of two Police Officers, who passed as a result of CoVid-19 complications.

Participated in a Social Distanced Birthday Party Parade.

Donated unclaimed bicycles to local not-for-profits, for repair and distribution to those in need.

Command and Staff meeting concerning CoVid-19 and impact on the Village of Broadview, residents and employees.

Responded to twenty calls concerning social distancing and business operations.

	Apr 2020	Mar 2020	Mont h +/-
Homicide	0	0	0
Criminal Sexual Assault	0	1	-1
Robbery	0	1	-1
Aggravated Assault	2	0	+2
Burglary	2	2	0
Theft	17	23	-6
Vehicle Theft	1	1	0
Arson	0	1	-1
TOTAL	22	29	-7





April 2020

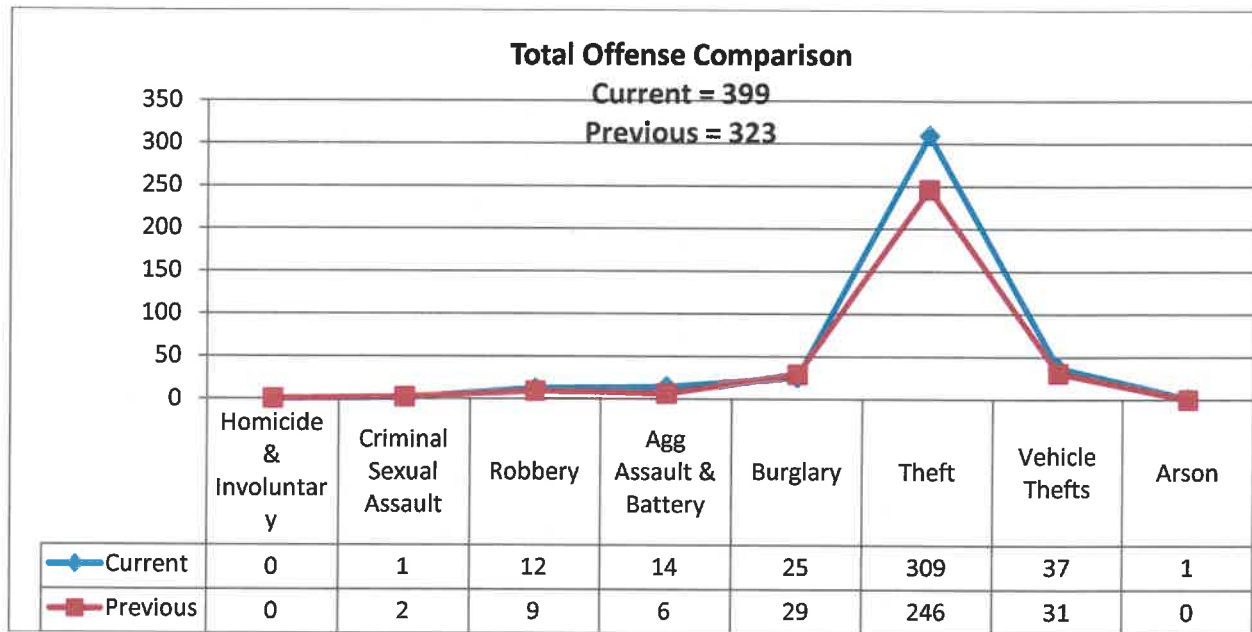
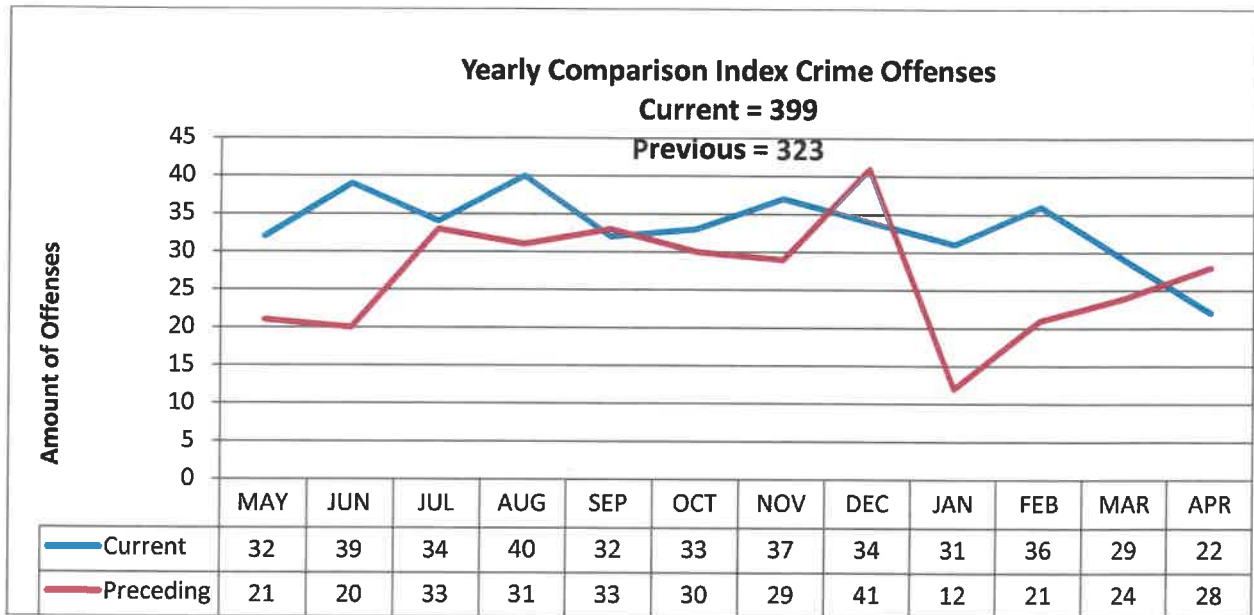
Broadview 6550	683	14.78%	
Broadview 6862	108	2.34%	
Broadview 6863	11	0.24%	
Broadview 6864	18	0.39%	
Broadview 6867	0	0.00%	
Maywood 4471	1537	33.27%	
Maywood 4472	360	7.79%	
Maywood Lobby	1	0.02%	
(Uncategorized)	1711	37.03%	
Internal Station Lines	191	4.13%	
TOTAL ADMINISTRATIVE LINES	4620		60.10%
Broadview PD 2134	118	23.32%	
Broadview PD 6865	2	0.40%	
Broadview PD 6866	0	0.00%	
Broadview FD 2137	121	23.91%	
Broadview FD 6850	1	0.20%	
Broadview FD 6851	0	0.00%	
Broadview FD Ring Down	0	0.00%	
Maywood PD 2124	225	44.47%	
Maywood PD 2125	13	2.57%	
Maywood FD 2121	23	4.55%	
Maywood FD 2122	3	0.59%	
TOTAL EMERGENCY LINES	506		6.58%
911 Business	42	1.64%	
911 Centrex		0.00%	
911 PBX		0.00%	
911 Residential	91	3.55%	
911 VOIP	122	4.76%	
911 Wireless	819	31.98%	
911 Wireless Phase 2	1487	58.06%	
TOTAL 911 LINES	2561		33.32%
IKE 911 GRAND TOTAL	7687		
Broadview Documented Incidents	841	32.53%	
Maywood Documented Incidents	1744	67.47%	
GRAND TOTAL INCIDENTS	2585		

Fines & Fees Collected	Apr-20	Mar-20
Accident Report Copies	\$ 10.00	\$ 281.00
Adjudication Fines	\$ -	\$ 1,000.00
Administrative Citations	\$ 2,950.00	\$ 5,750.00
Administrative Towing Fees	\$ 3,500.00	\$ 5,500.00
Alarm Violations	\$ -	\$ 250.00
Cook County Court Disbursements	\$ -	\$ -
Collection Agency	\$ 2,389.00	\$ -
Jury Duty/Subpoena Payments	\$ -	\$ -
Immobilization Program	\$ 100.00	\$ 4,010.00
Storage Fees	\$ 1,540.00	\$ 1,680.00
Towing Fees	\$ 2,200.00	\$ 3,700.00
Total Collected Fines & Fees	\$ 12,689.00	\$ 22,171.00

The Index Crimes are used to indicate the amount and extent of serious crimes in a given jurisdiction as defined by the International Association of Chiefs of Police Committee on Uniform Crime Reports. Index Crimes include the following “Violent Crimes”: murder, non-negligent manslaughter, aggravated criminal sexual assault, robbery, aggravated battery and aggravated assault. Also included are the following “Property Crimes”: burglary, theft, larceny, motor vehicle theft and arson. The Crime Index is the total number of Index Offenses occurring within a given jurisdiction during a specified period of time. From May 2019 to April 2020, Broadview’s Crime Index is 399. Compared to 323 for the period of May 2018 to April 2019. This is a 23.53% Increase from the previous year.

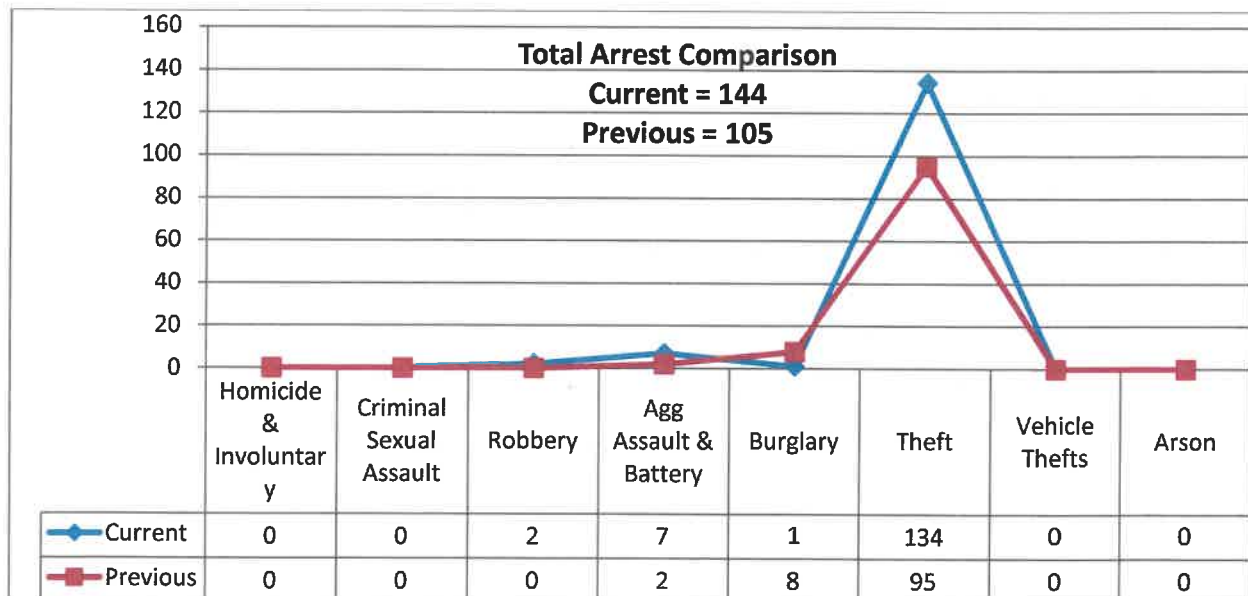
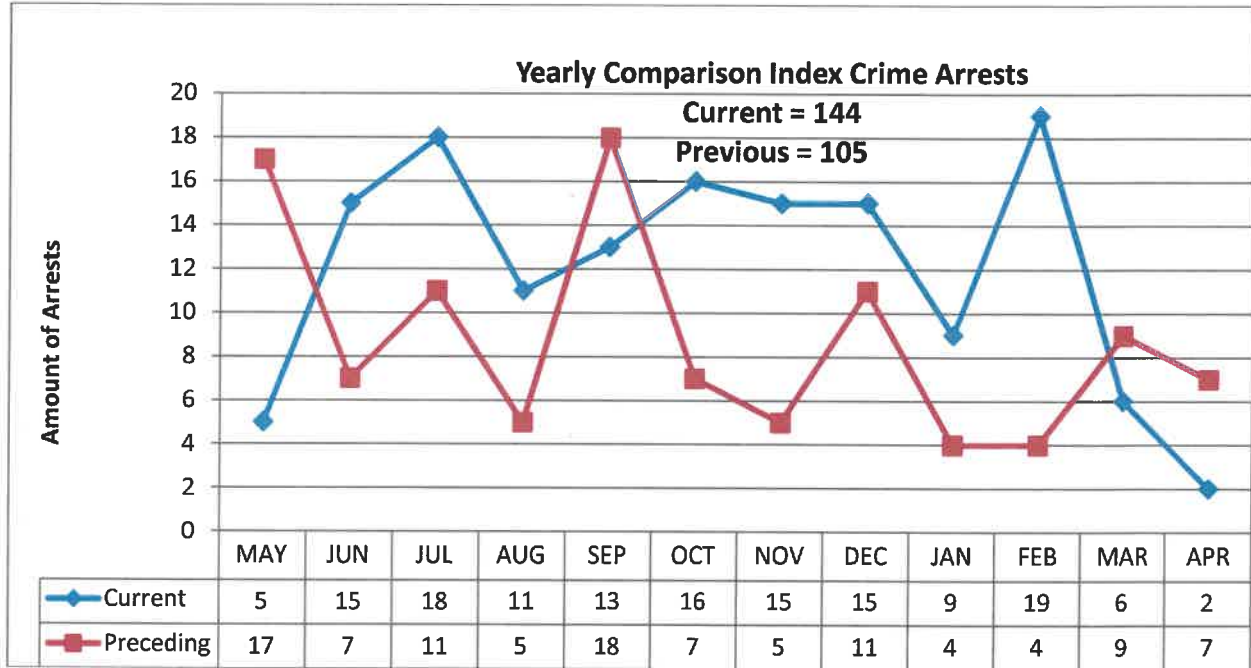
While we have seen an increase in the amount of reportable offenses, criminal arrests have also increased by 37.14%. From May 2019 to April 2020, a total of 144 arrests were made as compared to 105 for the period of May 2018 to April 2019.

The Broadview Police Department is constantly resolving its strategies in order to reduce crime with in the Village as well as to actively pursue offenders.



	Current	Previous
Homicide & Involuntary	0	0
Criminal Sexual Assault	1	2
Robbery	12	9
Agg Assault & Battery	14	6
Burglary	25	29

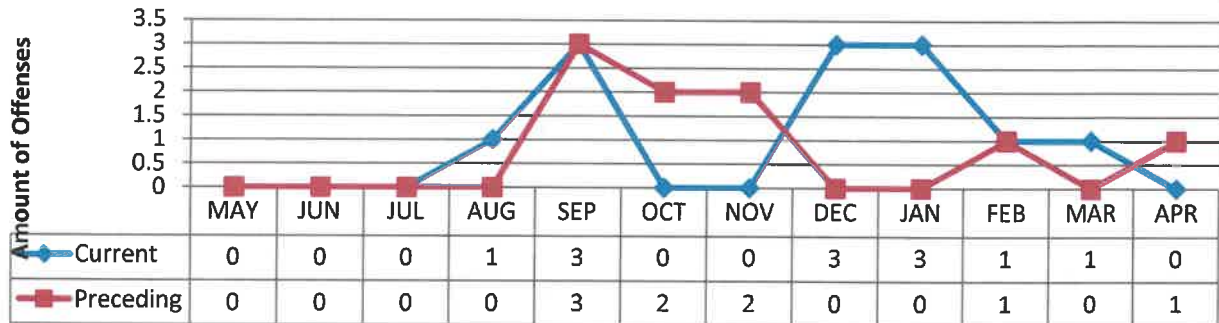
Theft	309	246
Vehicle Thefts	37	31
Arson	1	0
	399	323
Percentage	23.53%	



Robbery (All including Attempts)

Current = 12

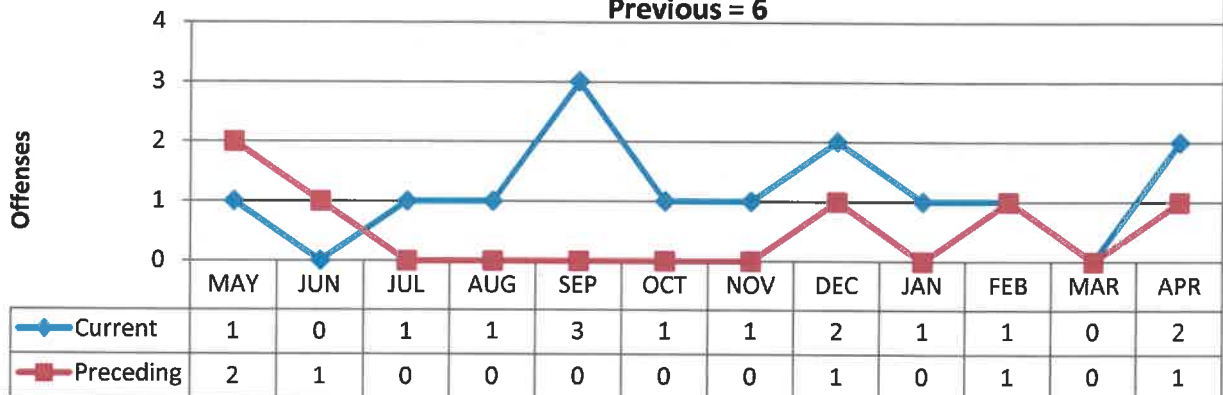
Previous = 9



Aggravated Assault & Battery

Current = 14

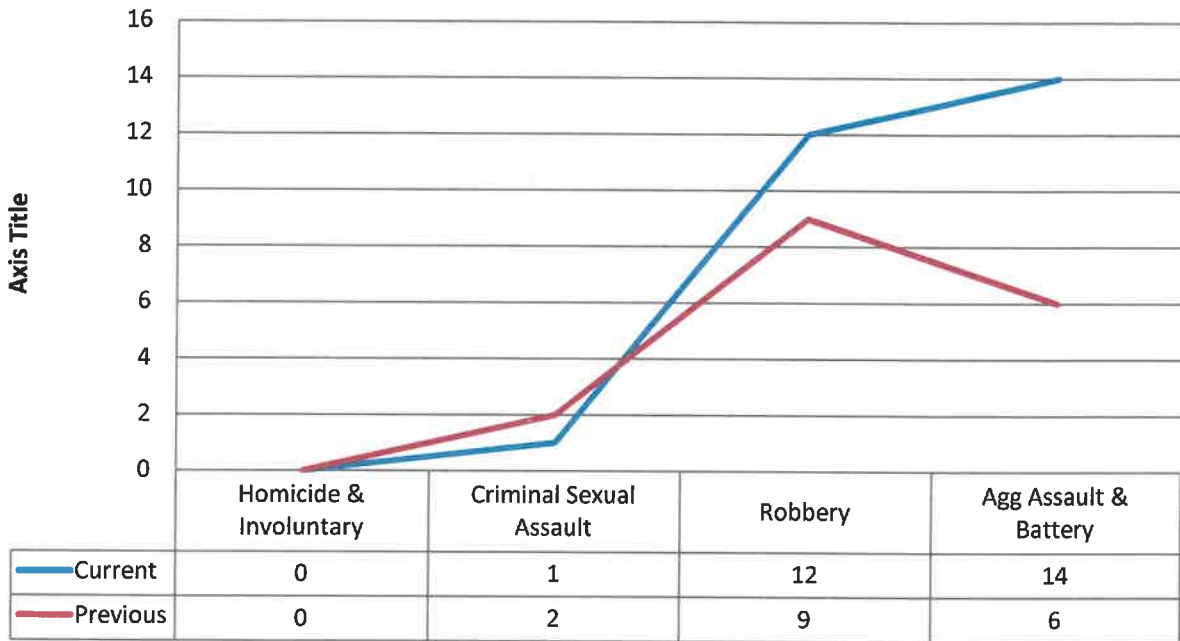
Previous = 6



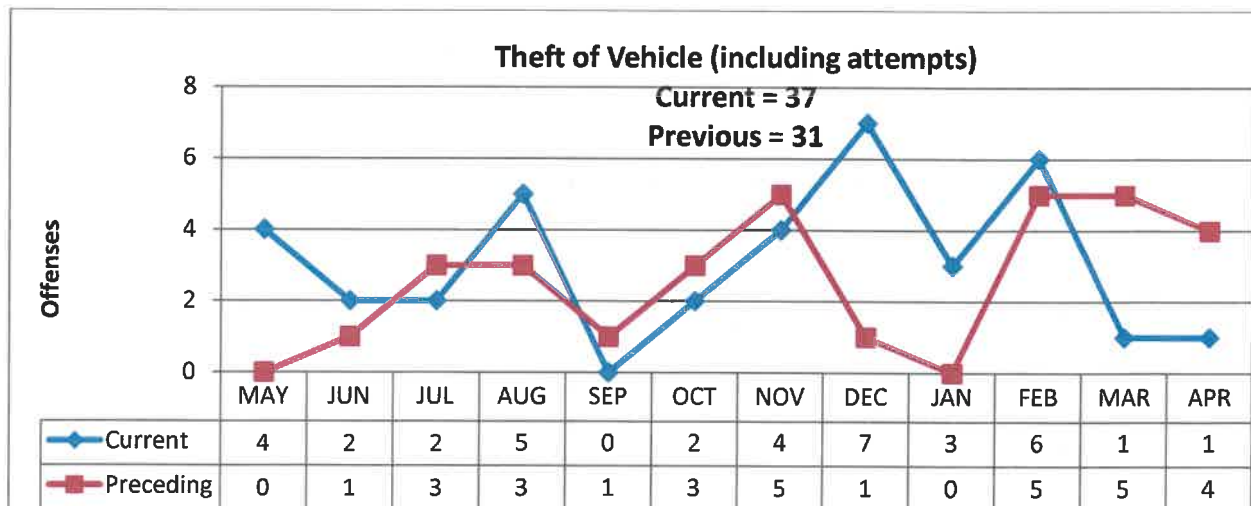
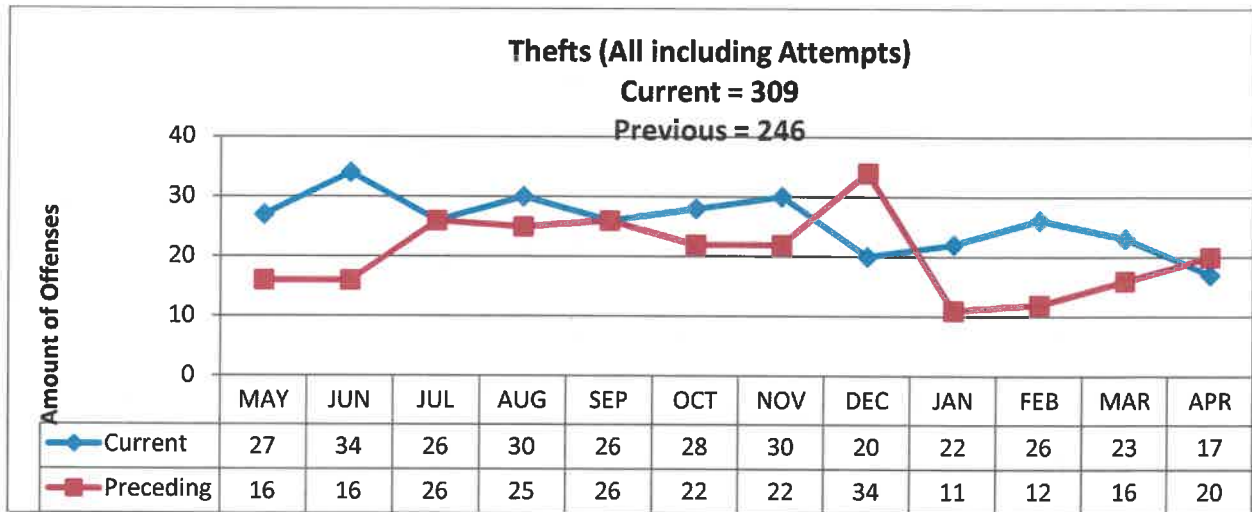
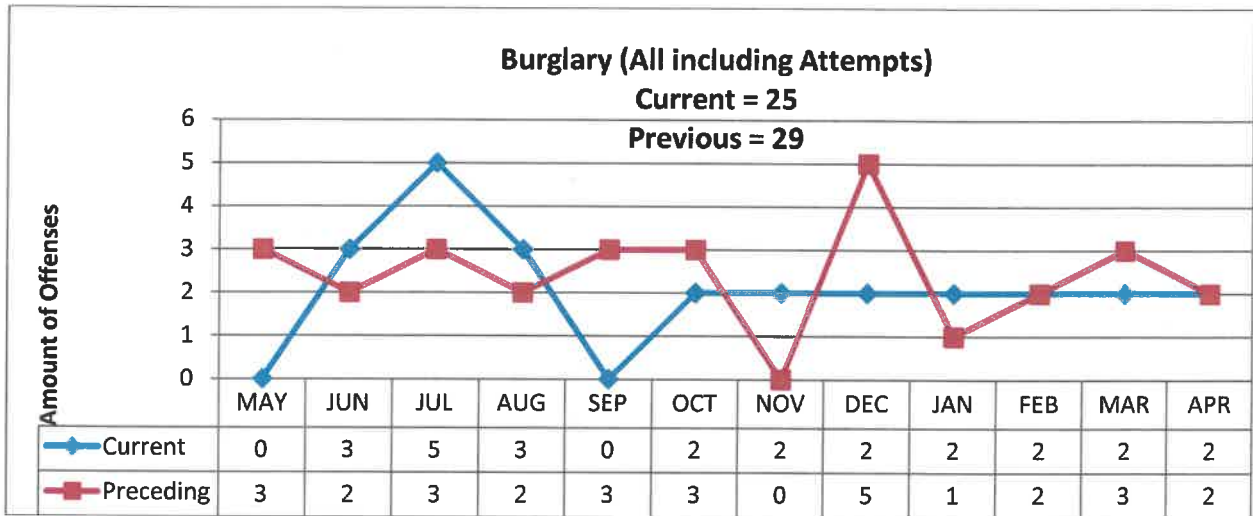
VIOLENT CRIMES

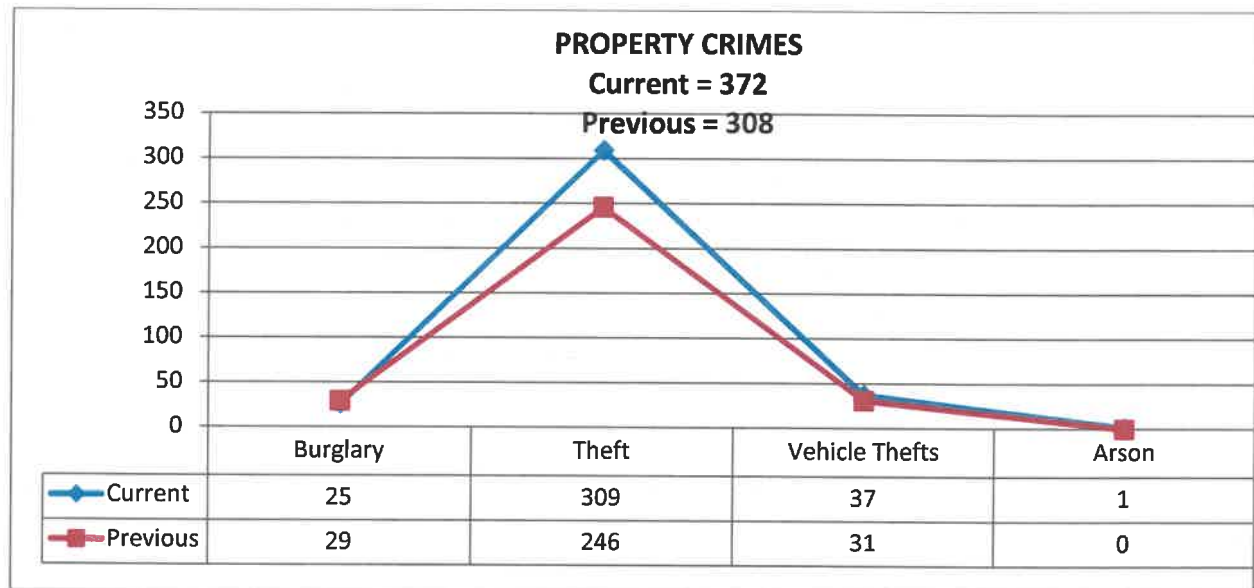
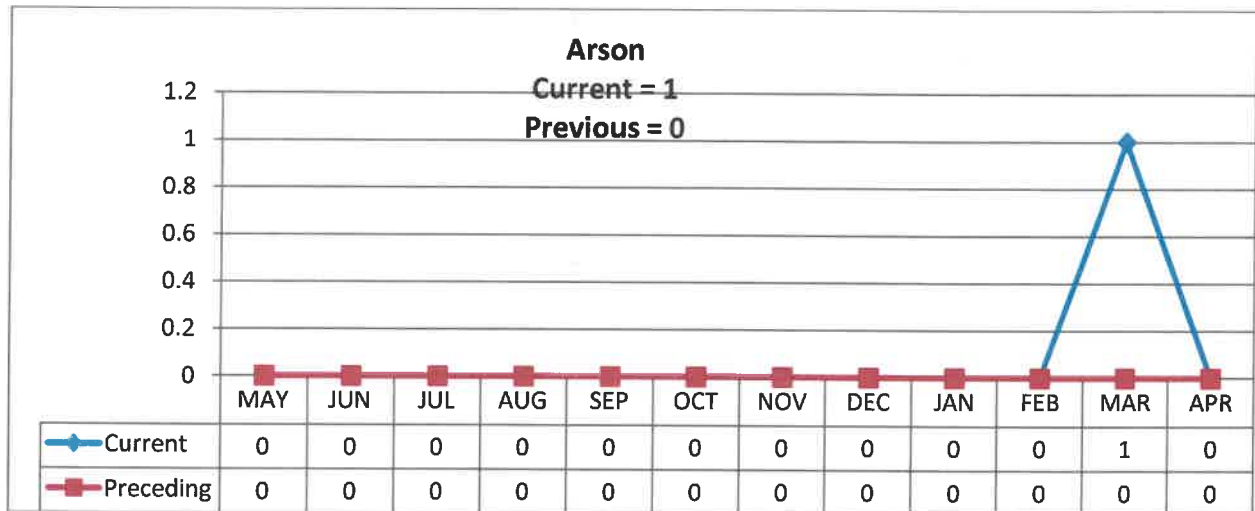
Current = 27

Previous = 17

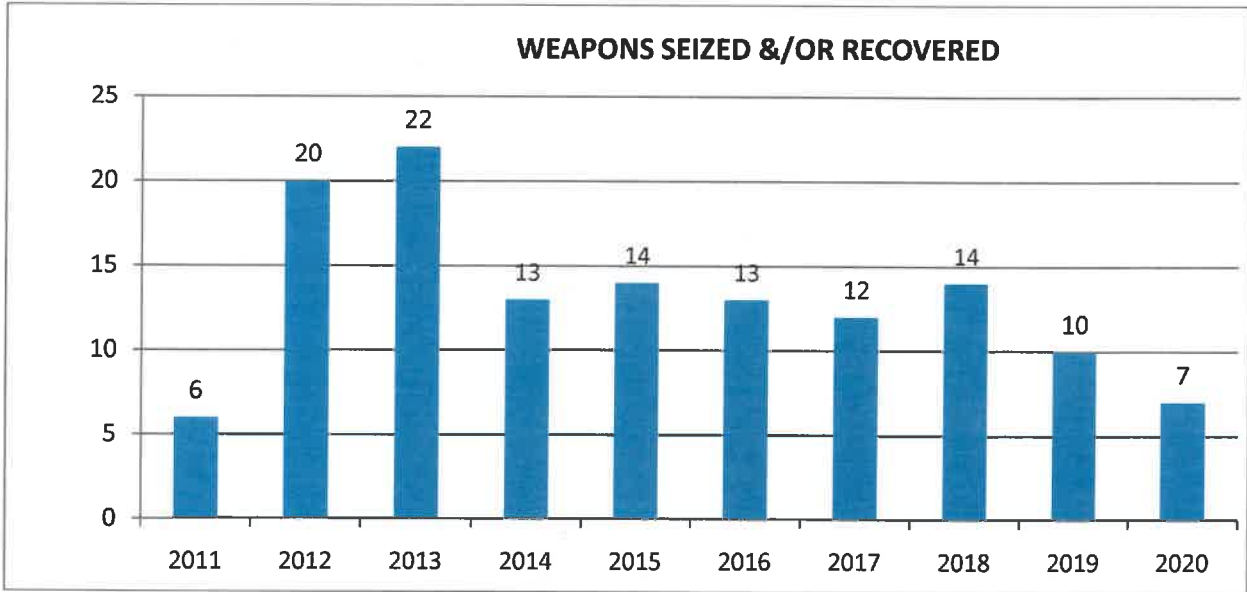
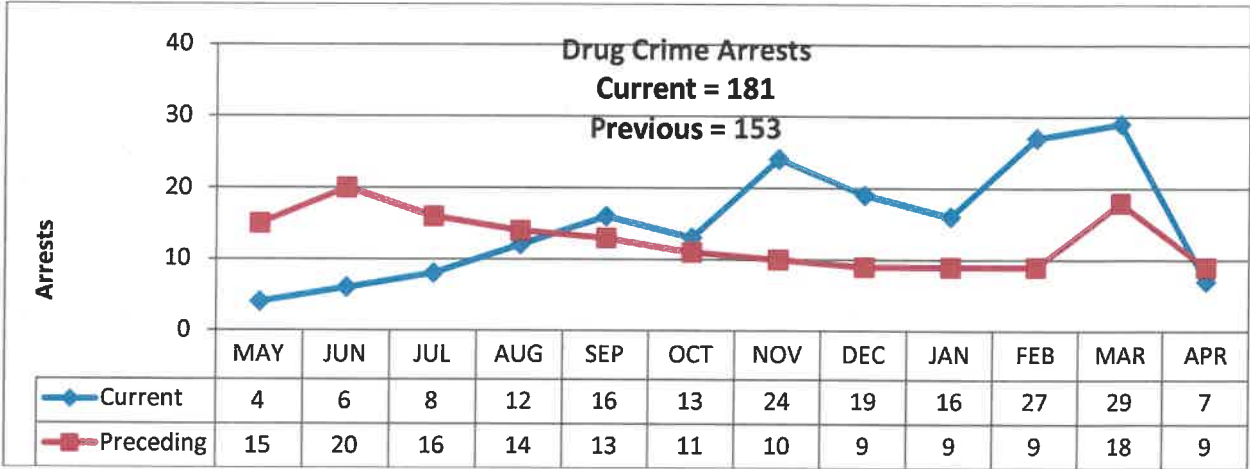


VIOLENT CRIMES	Current	Previous
Homicide & Involuntary	0	0
Criminal Sexual Assault	1	2
Robbery	12	9
Agg Assault & Battery	14	6
TOTAL	27	17
+/- %		37.04%

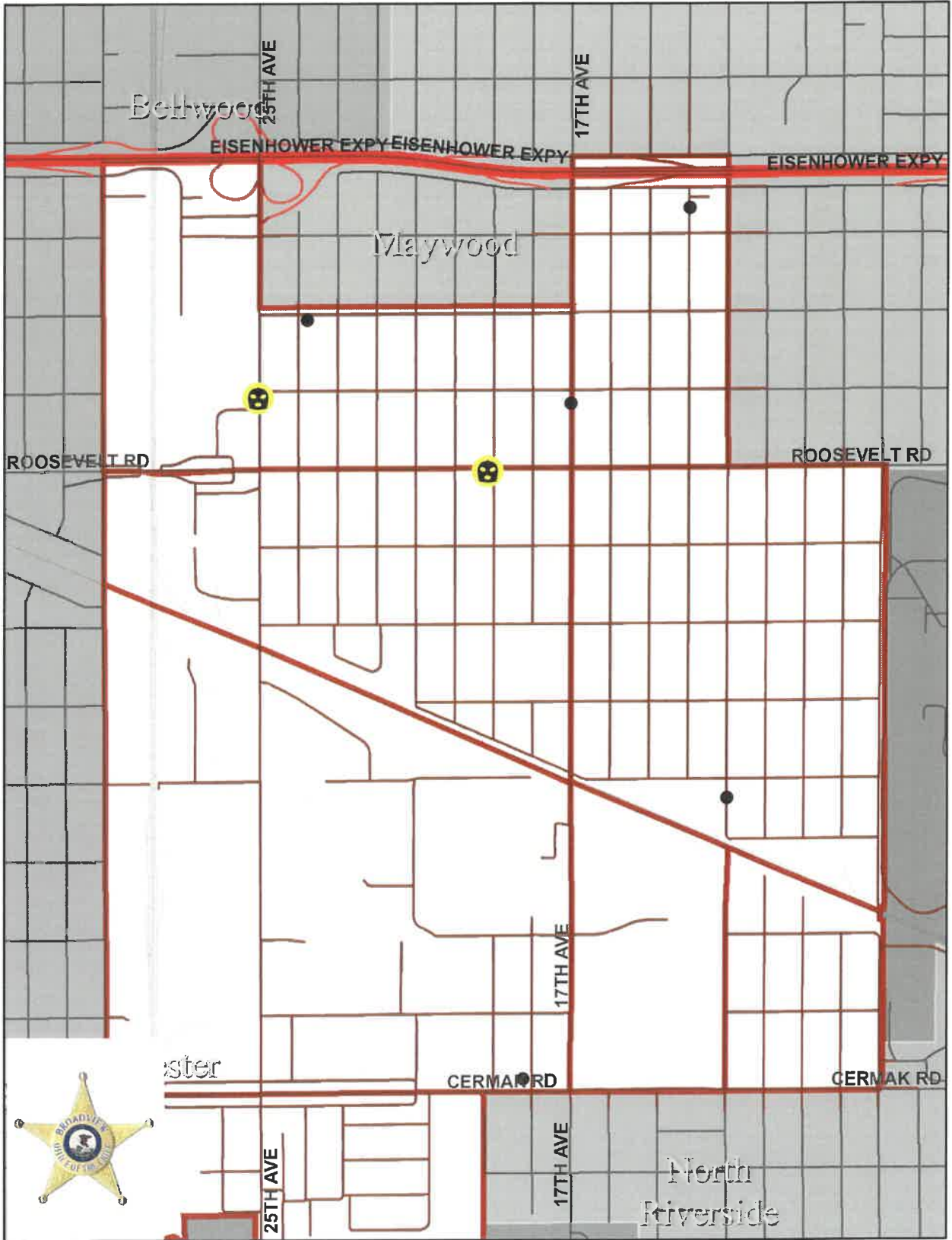




PROPERTY CRIMES	Current	Previous
Burglary	25	29
Theft	309	246
Vehicle Thefts	37	31
Arson	1	0
TOTAL	372	306
+/- %		17.74%



April 2020 Burglary Reports



April 2020 Drug Arrests



April 2020 Theft Reports

